

# 2015-2016 Annual Report

## Education Abroad Office, USF World

### Mission Statement

The Education Abroad Office promotes global competency by supporting and creating high-impact, innovative, and accessible international experiences for students.

### Introduction

The Education Abroad Office administers and supports all USF students engaging in an international education experience outside of the United States. While the majority of USF's students participate in a faculty-led program, the Education Abroad Office (EAO) also facilitates and administers independent research abroad, internships, service learning, and participation in semester exchanges in addition to experiences abroad organized by other universities or study abroad providers. All students are required to go through the EAO.

### Students Studying Abroad

The **number of USF-System students engaged in an international experience during 2015-2016 was 1640**, an increase of **15.4%** (1421 to 1640) from 14/15 (unduplicated<sup>1</sup> head count, [Chart 1](#)). USF Student Participation in an international experience was at **2.8%** of the population for (Credit only, enrollment as of Fall 2015, [Table 1](#)). **USF Tampa saw a 14.3%** increase in degree-seeking students studying abroad for credit or non-credit from academic year 14/15. **USF St. Petersburg and Sarasota-Manatee** saw increases as well of **20.5%** and **109%** respectively.

OpenDoors, published by the Institute of International Education, is an annual statistical survey of approximately 3,000 accredited U.S. institutions. This survey reports on International Students studying in the U.S. and U.S. students that study abroad. **USF Tampa ranked #64** out of 1010 U.S. 4-year institutions that had U.S. students that studied abroad. USF Tampa has increased our OpenDoors numbers **25.8%** from **901** in 12/13 to **1134** in 15/16 ([Table 2](#)).

In addition to the USF students, the Education Abroad office (EAO) has served a number of non-USF students participating in a study abroad program as well as faculty researching abroad and incoming exchange for a total of 2044 individuals. In addition EAO served as the School of Record for Sea|Mester and Florence University of the Arts supporting 1244 students ([Table 3](#)).

---

<sup>1</sup> Unduplicated count signifies that each individual is counted only once regardless the number of programs he or she attended. With the duplicated count, each student is counted based on the number of different programs a student participates in. There may be 15-80 undergraduate and graduate students who participate in more than one international education experience in a given year.

## 2015-2016 Annual Report

### Education Abroad Office, USF World

It is interesting to note that upon completing an analysis of USF Tampa degree-seeking students with regard to their ethnicity, the ethnic distribution of students who study abroad strongly mirrors the ethnic distribution of the USF Tampa campus as a whole. This indicates that we are successfully providing a broad range of program academic foci and locations that appeal to many different student groups. While this is a continuing trend at USF, it is one that breaks from national trends in a positive way ([Chart 2](#)). In this last academic year **71.3%** of the students engaged in an international experience where female and **28.7%** were male.

#### Education Abroad Administered Scholarships

This year over 900 students applied for a scholarship to defray some of the costs of their study abroad programs. There are always many more applicants than recipients, but the 81 students received scholarships through the generosity of our donors:

- Genshaft/Greenbaum Passport Scholarship Endowed Fund
- Ellsworth G. Simmons Scholarship for International Leadership
- Joan Newcomb Study Abroad Scholarship
- Leung Global Experience Scholarship
- Mark and Kay Orr International Affairs Study Abroad Scholarship
- Mark and Kay Orr Japanese Study Scholarship
- President's Latin Community Advisory Committee Passport Scholarship
- Touchton Global Passport Scholarship
- USF Education Abroad Scholarship Fund
- USF Federal Credit Union Passport Scholarship
- USF World (Compass Award) Scholarship (Summer only)
- Sea|mester (Fall & Spring only)
- Exeter & USF in London scholarships

## 2015-2016 Annual Report

### Education Abroad Office, USF World

Table 1

USF System Study Abroad Participation by College (Unduplicated, UG/G, Credit/Non-Credit)

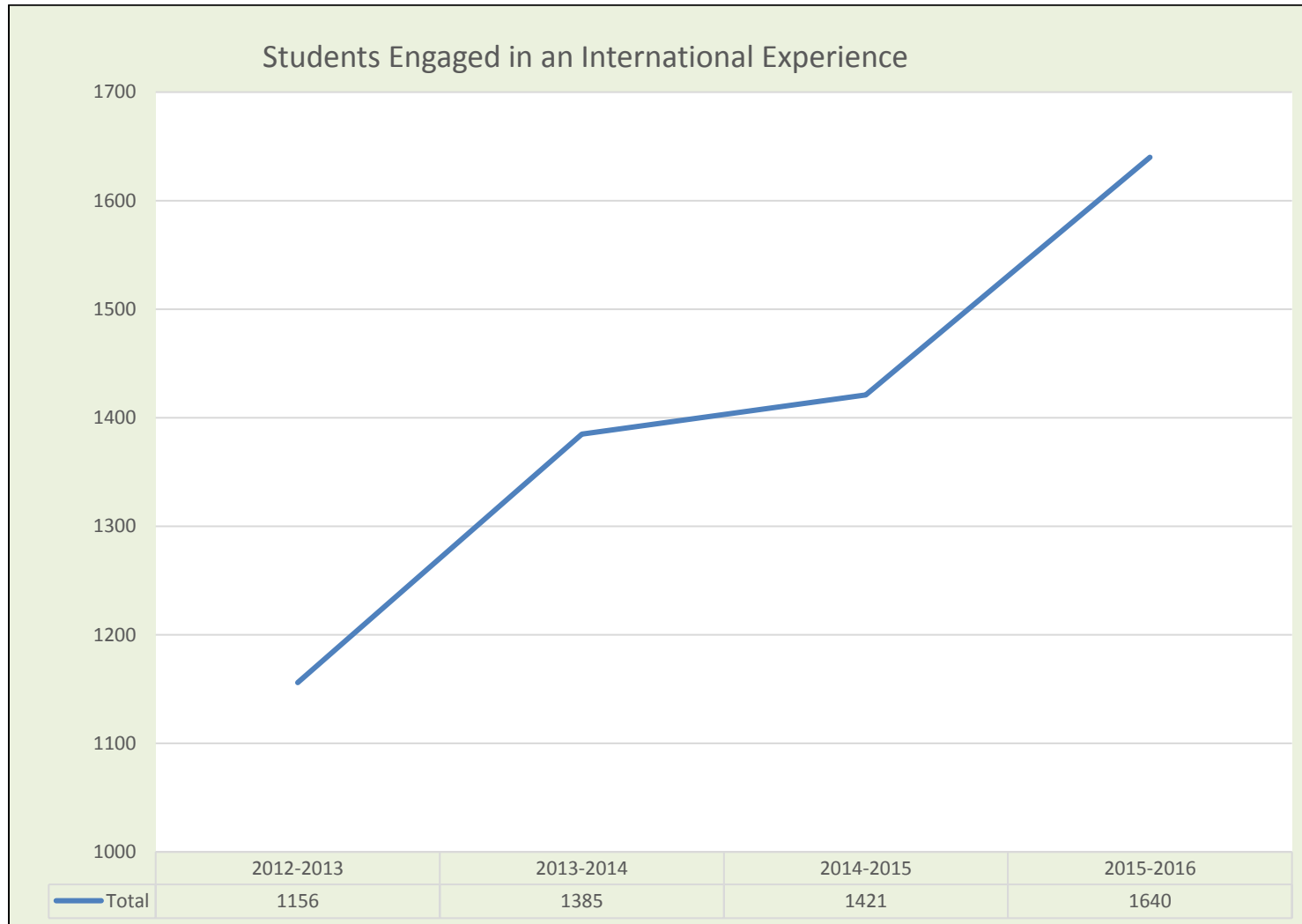
USF System Study Abroad Participation by College	Credit	Non-Credit	Total	USF Fall 2015 Head count	Percentage of Credit
Acad. Support & Achievement	27	1	28	321	8.41%
Arts and Sciences	523	100	623	15868	3.30%
Arts and Sciences USFSP	33	5	38	1827	1.81%
Arts and Sciences USFSM	13	0	13	715	1.82%
Behavioral and Community Sci	72	6	78	2521	2.86%
Business	186	23	209	5507	3.38%
Business USFSP	38	0	38	1243	3.06%
Business USFSM	4	0	4	741	0.54%
College of Pharmacy	0	14	14	348	0.00%
Education	46	4	50	2582	1.78%
Education USFSP	1	0	1	366	0.27%
Education USFSM	1	0	1	199	0.50%
Engineering	47	25	72	5580	0.84%
Global Sustainability	17	0	17	93	18.28%
Hosp & Tour Leadership USFSM	5	0	5	199	2.51%
Marine Science	0	17	17	98	0.00%
Medicine	40	100	140	1689	2.37%
Nursing	53	2	55	2442	2.17%
Public Health	90	14	104	1512	5.95%
The Arts	94	23	117	1143	8.22%
Undergraduate Studies	1	0	1	391	0.26%
Undergraduate Studies USFSP	11	0	11	1049	1.05%
<b>Total</b>	<b>1302</b>	<b>334</b>	<b>1636</b>	<b>46434</b>	<b>2.80%</b>

# 2015-2016 Annual Report

## Education Abroad Office, USF World

Chart 1

Students Engaged in an International Experience (System, Unduplicated, Credit/Non-Credit, Degree Seeking/Non-Degree Seeking)



## 2015-2016 Annual Report

### Education Abroad Office, USF World

Table 2

IIE OpenDoors counts for the last four academic years.

OpenDoors	2012/2013	2013/2014	2014/2015	2015/2016
Tampa	901	1019	1079	1134
St. Petersburg	75	80	64	83
Sarasota-Manatee	13	11	11	22
<b>System Total</b>	<b>989</b>	<b>1110</b>	<b>1154</b>	<b>1239</b>

*\*Please note that Open Doors only counts USF degree-seeking students (US citizens or permanent residents) engaged in a study abroad program for academic credit or a required component of a degree program. In addition, this number is reported in March of the following academic year, therefore any numbers given prior to the official submission are considered estimates.*

Table 3

Students, Faculty/Staff and School of Record Served (System)

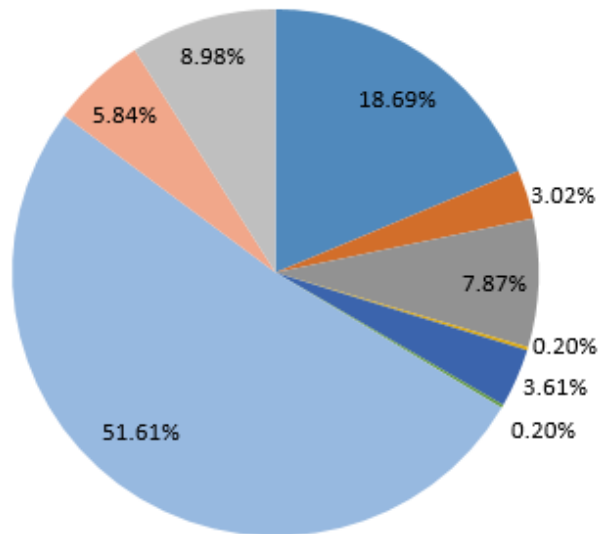
Students & Faculty Served	Unduplicated	Duplicated
Degree Seeking USF Student	1640	1716
Faculty/Staff (Including Proposals)	173	182
Incoming Exchanges	36	36
Non-USF (Students & Non-Students)	195	196
School of Record	1244	1300
<b>Total</b>	<b>3288</b>	<b>3430</b>

## 2015-2016 Annual Report Education Abroad Office, USF World

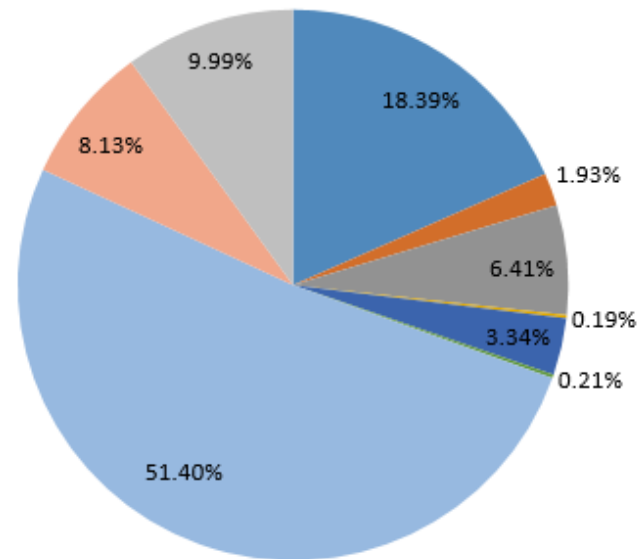
Chart 2

Diversity Chart - Tampa Education Abroad vs Tampa Population (Degree Seeking, Unduplicated)

### Tampa Education Abroad



### Tampa Population



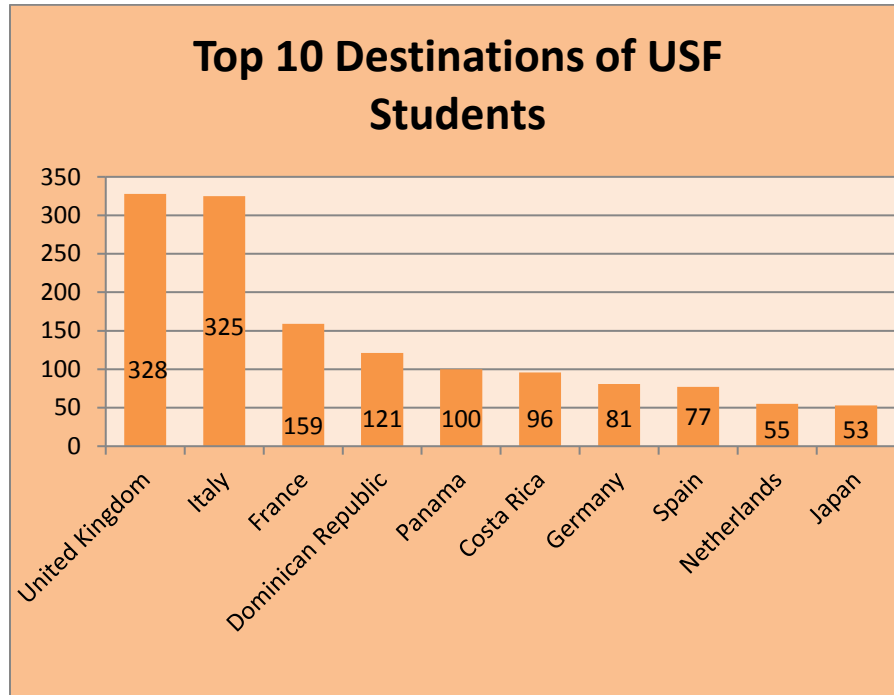
- Hispanic or Latino or Spanish Origin (H)
- Race and Ethnicity Unknown (U)
- Asian (A)
- American Indian or Alaskan Native (I)
- Two or more races (M)
- Native Hawaiian or Other Pacific Islander (P)
- White, non-Hispanic (W)
- Non-Resident Alien (O)
- Black, non-Hispanic (B)

## 2015-2016 Annual Report

### Education Abroad Office, USF World

Chart 3

Top 10 Destinations USF Students are going (Credit/Non-Credit, Duplicated)



**2015-2016 Annual Report**  
**Education Abroad Office, USF World**