

2013-2014 Annual Report

Education Abroad Office, USF World

The Education Abroad Office administers and supports all USF students engaging in an international education experience outside of the United States. While the majority of USF's students participate in a faculty-led program, the Education Abroad Office (EAO) also facilitates and administers independent research abroad, internships, service learning, and participation in semester exchanges in addition to experiences abroad organized by other universities or study abroad providers. All students (undergraduate and graduate), are required to go through the EAO.

Significant Increase in Students Studying Abroad

The **number of USF-System undergraduate and graduate students studying abroad during 2013-2014 was 1405** (unduplicated¹ head count, with USF non-degree students included). The number of undergraduate students studying abroad has increased by 19.97% from the 2012/2013 academic year to the 2013/2014 academic year (Fall 2013 through Summer 2014) going from 876 to 1051 USF undergraduate students (duplicated with non-degree students included). The EAO saw a significant increase in graduate students abroad from the 2012/2013 academic year to the 2013/2014 academic year, from 298 to 369, a 23.82% increase. Overall, this allows our **undergraduate/graduate/USF non-degree system percent increase to be 19.81%** (1156 to 1385). Please see [Table 6](#).

In line with the USF World Metrics 2013-2018 ([Table 1](#)), USF Tampa sent 3.15% of its undergraduate students abroad in academic year 2013-2014, exceeding the 2.85% goal. Even better, USF Tampa sent 3.49% of its graduate students abroad, exceeding the 2013-2014 goal by 0.84%. The 2013/2014 system number for USF Open Doors reporting is 1110, exceeding the goal of 1046.

In addition to the USF students, the Education Abroad office (EAO) has served a number of non-USF students participating in a study abroad program as well as faculty researching abroad for a total of 1715 individuals. Please see [Table 5](#).

It is interesting to note that upon completing an analysis of USF Tampa degree-seeking students with regard to their ethnicity, the ethnic distribution of students who study abroad strongly mirrors the ethnic distribution of the USF Tampa campus as a whole. This indicates that we are successfully providing a broad range of program academic foci and locations that appeal to many different student groups. While this is a continuing trend at USF, and is one that breaks from national trends in a positive way. Please see [Table 3](#) and [Chart 2](#).

¹ Unduplicated count signifies that each individual is counted only once regardless the number of programs he or she attended. With the duplicated count, each student is counted based on the number of different programs a student participates in. There may be 15-80 undergraduate and graduate students who participate in more than one international education experience in a given year.

2013-2014 Annual Report

Education Abroad Office, USF World

It should also be noted that USFSP has continued to show significant growth, increasing their study abroad population from 78 students to 107.

A number of factors have contributed to the significant increase in participation:

- 1) Faculty and departments throughout the University have offered an exciting array of new and repeat study abroad opportunities. The EAO, has noticed an increased enthusiasm by academic departments for internationalizing their departments. We believe that this has had a very significant and positive impact on student enrollment.
- 2) **Continued high-level of outreach programming** through the Education Abroad Office: Since August 2013, the Education Abroad office has participated in or organized approximately 255 events to promote study abroad throughout the USF system. In addition to student outreach, the office continues to organize numerous sessions for academic advisors and faculty and departments on the Tampa, St. Pete and Sarasota campuses.
- 3) The endowed fund established by President Genshaft and her husband Steve Greenbaum (**Genshaft/Greenbaum Passport Scholarship**), USF World scholarship support, as well as funds pledged by the **USF Federal Credit Union Passport Endowed Fund** allow the Education Abroad office to provide scholarships to more USF students studying abroad.
- 4) The expansion of the **GloBull Ambassadors** peer mentor and outreach program continues to increase our ability to reach new study abroad students. These students volunteer their time by participating in study-abroad information sessions, class presentations, Bull-Markets, showcases, and study abroad fairs. Please view the GloBull Ambassador page at: <http://educationabroad.global.usf.edu/?go=ambassadors>
- 5) The continued functionality of the **“Education Abroad Gateway Office” in the Marshall Center (MSC 3301)**, has allowed students easier access to a study-abroad advisor. The Office is open from 9:00am-6:00pm Monday through Friday, run by Chris Haynes, the Student Program Coordinator for Education Abroad. The accessibility of the office continues to allow students a chance to have more one-on-one interaction with Education Abroad staff, but also provides them with a center location to drop off application/program materials, seek scholarship guidance, obtain general tips on the study abroad process, and serves a place to hold information sessions and events for students interested or already participating in study abroad. This office is also serving as a venue for focusing on direct engagement with student organizations in an effort to reach out to a greater amount of students.

Education Abroad Administered Scholarships

Financial support is a huge factor for studying abroad. This year, with the support of Dr. Roger Brindley, USF Vice Provost and USF System Associate Vice President for USF World, and Dr. Ralph Wilcox, USF Provost, the Education Abroad Office was able to add additional funding this academic year.

2013-2014 Annual Report

Education Abroad Office, USF World

For the summer programs alone, a record number of 91 students were awarded totaling \$110,000 with the majority of funding coming from USF World as well as the Genshaft Greenbaum Passport Scholarships, which were created by a \$1 million endowment from USF President Judy Genshaft and her husband, Steven Greenbaum.

With the goal metric of \$91,000 for scholarship awards, Education Abroad disbursed \$124,250 in the Academic Year 13-14, surpassing its objective.

Generation Study Abroad

In February of 2014, the university joined the Generation Study Abroad challenge through the Institute for International Education (IIE). This is an initiative to significantly increase the amount of USF students studying abroad by doubling the number of students engaging in study abroad by the end of academic year 2017/2018. This means increasing the undergraduate study abroad participation from 895 to 1780. The EAO intends to meet the challenge through the increased amount of scholarships, the impacting influence of the GloBull Ambassador peer advising program, partnering with more STEM departments, and by focusing on direct engagement with student organizations, among others.

School of Record Relationship

The USF/Florence University of the Arts (Palazzi) School of Record relationship continues to grow and expand. In the last year, serving as School of Record was very successful (serving 1,120 students in the Academic Year 13-14) due in large part to the tremendous support from the College of the Arts, College of Arts and Sciences, School of Hospitality (USFSM), College of Business, the Office of the Registrar, and the Cashier's Office, among other units within the University. Last year, USF also sent more than 135 students for 6-week to semester-length periods of study.

Please visit Palazzi's homepage for more information about their programs and outstanding services: <http://www.palazziflorence.com/>

2013-2014 Annual Report
Education Abroad Office, USF World

USF World Metrics 2013-18												
USF Goal	World Goal	World Metric	Data Source	2009-2010	2010-2011	2011-2012	2012-2013	2013-2014	2014-2015	2015-2016	2016-2017	2017-2018
1.07	1, 2, 3	Total students enrolled in a study abroad program (USF System, credit bearing programs, degree-seeking, unduplicated, US citizen or permanent resident)	IIE-Open Doors	707	807	922	989	1110 Goal: 1046	1114	1186	1,263	1,345
1.08	1, 2, 3	UG students engaged in an overseas academic experience (Numerator: USF Tampa degree-seeking students in credit and non-credit bearing programs, unduplicated / Denominator: USF Tampa degree-seeking undergraduate student fall unduplicated head)	USF World	1.75%	1.90%	2.46%	2.64%	3.15% Goal: 2.85%	3.10%	3.40%	3.70%	4.00%
1.09	1, 2, 3	Grad students engaged in an overseas academic experience (Numerator: USF Tampa degree-seeking students in credit and non-credit bearing programs, unduplicated / Denominator: USF Tampa degree-seeking graduate student fall unduplicated head)	USF World	1.91%	1.37%	2.42%	3.16%	3.49% Goal: 2.65%	2.85%	3.05%	3.25%	3.50%
1.23	1, 2, 3	Study Abroad Scholarships administered Ed. Abroad	USF World (\$)	34,550	43,200	77,250	82,250	\$124,250 Goal: 91,000	99,000	107,000	116,000	126,000

Table 1

2013-2014 Annual Report

Education Abroad Office, USF World

Strategic Plan Performance

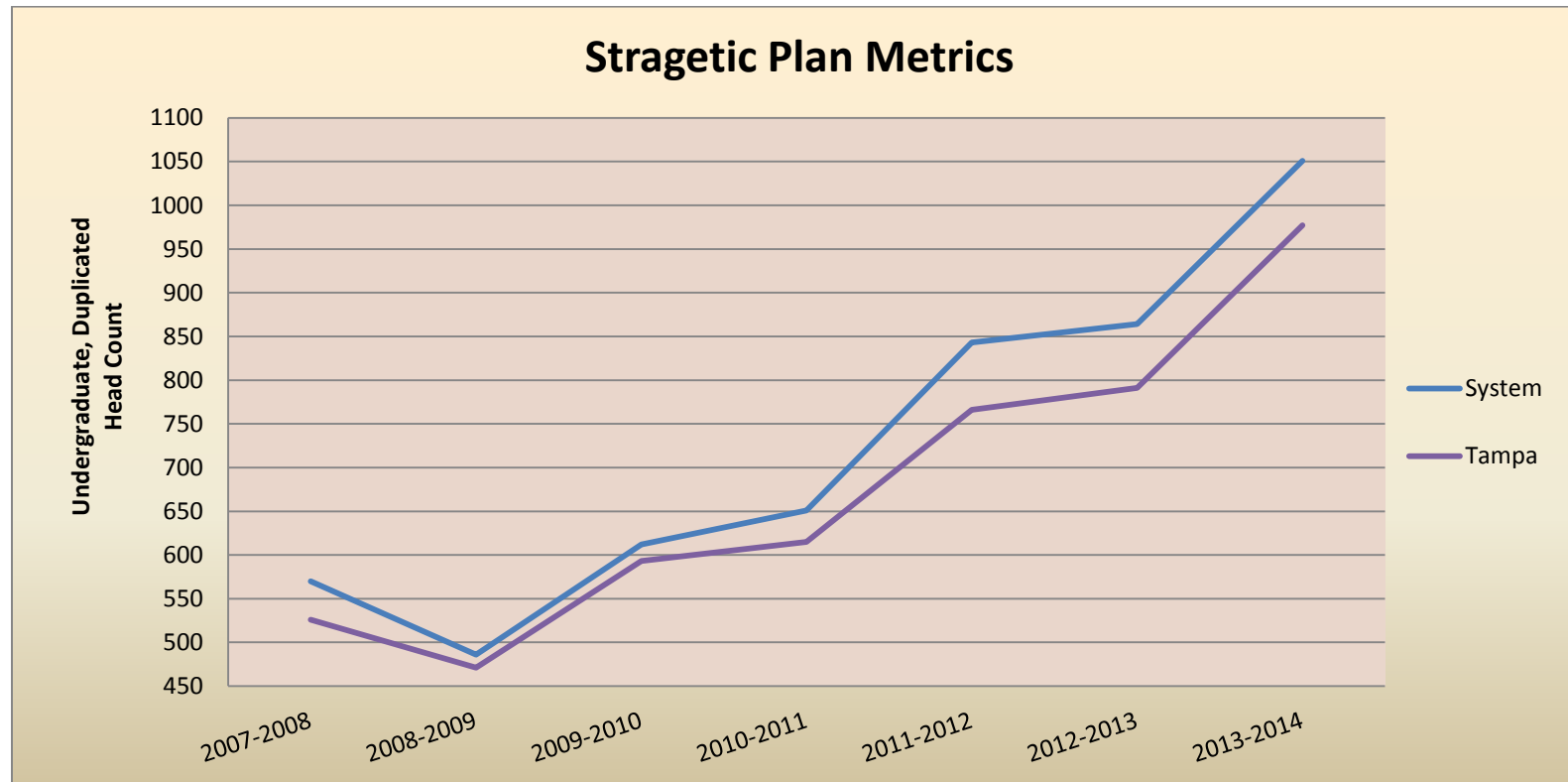


Chart 1

2013-2014 Annual Report
Education Abroad Office, USF World

USF Tampa EA Degree Seeking Student Ethnicity Comparison to Campus (Unduplicated)	EA	% of EA Students	Tampa	% of Tampa Students	Difference between EA and Tampa %
Hispanic or Latino or Spanish Origin (H)	269	21.05%	6945	17.55%	3.50%
Race and Ethnicity Unknown (U)	33	2.58%	786	1.99%	0.60%
Asian (A)	82	6.42%	2430	6.14%	0.28%
American Indian or Alaskan Native (I)	6	0.47%	85	0.21%	0.25%
Two or more races (M)	43	3.36%	1118	2.83%	0.54%
Native Hawaiian or Other Pacific Islander (P)	3	0.23%	110	0.28%	-0.04%
White, non-Hispanic (W)	716	56.03%	21806	55.11%	0.92%
Non-Resident Alien (O)	40	3.13%	2143	5.42%	-2.29%
Black, non-Hispanic (B)	86	6.73%	4146	10.48%	-3.75%
Total	1278		39569		

Table 2

USF Unduplicated Students Per Campus: 2013-2014	UG	GR	Total	Total from Last Year	% Change from Last Year
Tampa	944	334	1278	1065	20.00%
St. Petersburg	68	37	105	78	34.62%
Sarasota-Manatee	11	0	11	13	-15.38%
Total	1023	371	1394	1156	20.59%

Table 3

2013-2014 Annual Report

Education Abroad Office, USF World

Supplemental Charts and Graphs

Diversity Chart

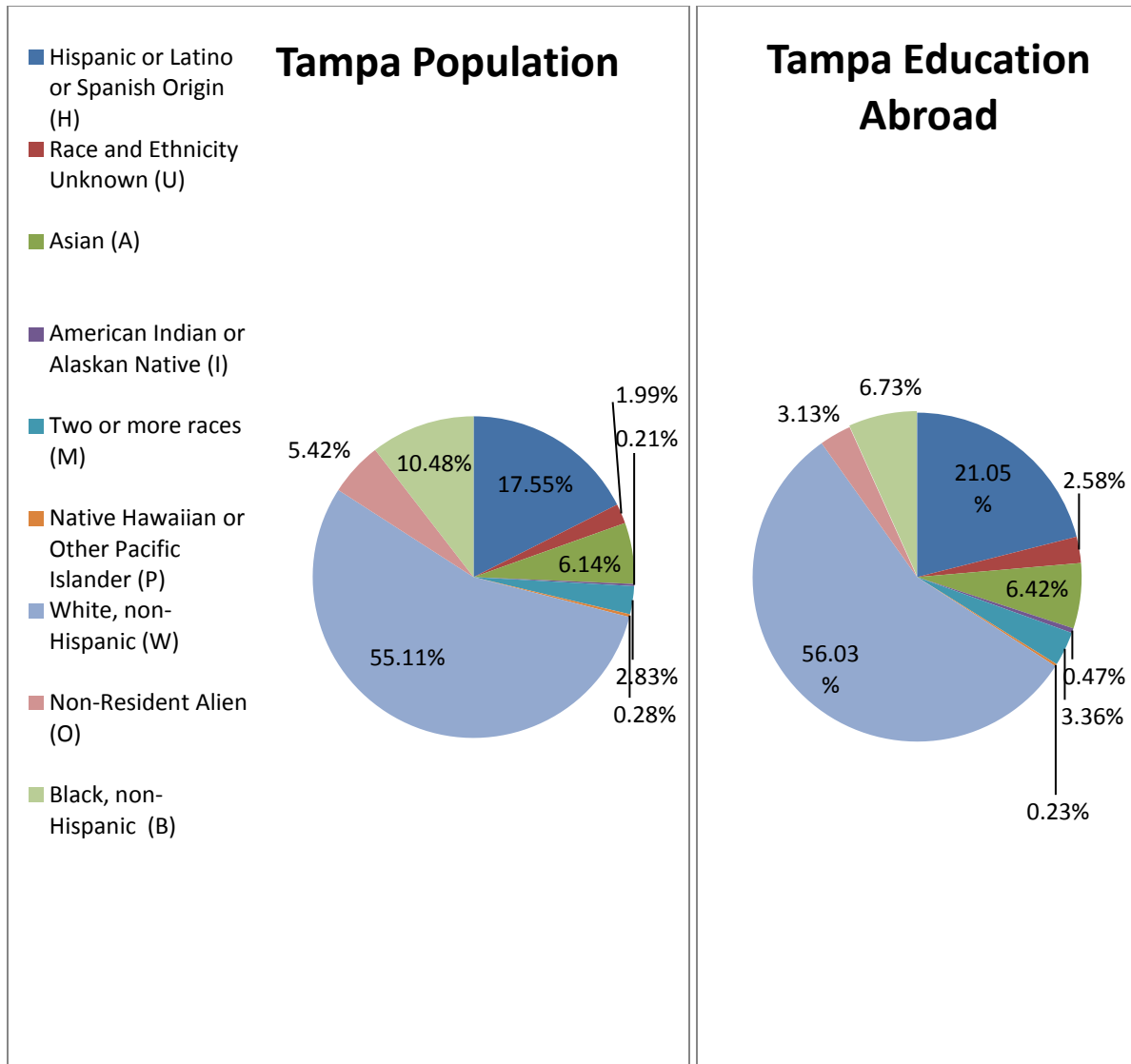


Chart 2

2013-2014 Annual Report Education Abroad Office, USF World

Supplemental Charts and Graphs

Estimated Open Doors (USF System)*	1110
USF Students Engaged in Academic International Experience (Unduplicated)	1385
USF Students Engaged in Int'l Experience (Includes Puerto Rico & Virgin Islands. Undup.)	1405
UG (does not include Puerto Rico or Non-Academic program numbers. Unduplicated)	1005
% Increase in USF System Number of Students Served (These are duplicated):	21.64%
2013-2014 USF System Number of UG Students Served (per each abroad experience):	1051
2012-2013 USF System Number of UG Students Served (per each abroad experience):	864
2011-2012 USF System Number of UG Students Served (per each abroad experience):	843
2010-2011 USF System Number of UG Students Served (per each abroad experience):	651
2009-2010 USF System Number of UG Students Served (per each abroad experience):	612
2008-2009 USF System Number of UG Students Served (per each abroad experience):	486
2007-2008 USF System Number of UG Students Served (per each abroad experience):	570
USF Students on Puerto Rico and US Virgin Island Programs	20
GR (Unduplicated)	369
USF ND (Unduplicated)	11

Table 4

**Please note that Open Doors only counts USF degree-seeking students (US citizens or permanent residents) engaged in a study abroad program for academic credit or a required component of a degree program. In addition, this number is reported in March of the following academic year, therefore any numbers given prior to the official submission are considered estimates.*

2013-2014 Annual Report Education Abroad Office, USF World

Supplemental Charts and Graphs

Total Students and Faculty Served (Unduplicated)	1715
Duplicated	1808
Non-USF Students Served (Unduplicated)	243
Non-USF Students on USF Program	57
Incoming Exchange Students	60
USF and UF Florence Agreement (Transcripting)	126
School of Record (Duplicated)	1120
USF Students Engaged in International Experience (Includes Puerto Rico & Virgin Islands. Undup.)	1405
Faculty/Staff (Unduplicated)	78

Table 5

Percentage of USF Students Studying Abroad	USF Study Abroad Participants	USF Fall 2013 Head Count	Percentage of student population	Percentage Change from 2012-2013 Data
Tampa	1287	41,225	3.12%	20.85%
Undergraduate	944	30,000	3.15%	
Graduate	334	9,569	3.49%	
Non-Degree	9	1,656	0.54%	
St. Petersburg	107	4,740	2.26%	37.18%
Undergraduate	68	3,949	1.72%	
Graduate	37	552	6.70%	
Non-Degree	2	239	0.84%	
Sarasota-Manatee	11	1,887	0.58%	-15.38%
Undergraduate	11	1,671	0.66%	
Graduate	0	128	0.00%	
Non-Degree	0	88	0.00%	
System	1,405	47,852	2.94%	21.54%
Undergraduate	1,023	35,620	2.87%	
Graduate	371	10,249	3.62%	
Non Degree	11	1,983	0.55%	

Table 6

2013-2014 Annual Report

Education Abroad Office, USF World

Supplemental Charts and Graphs

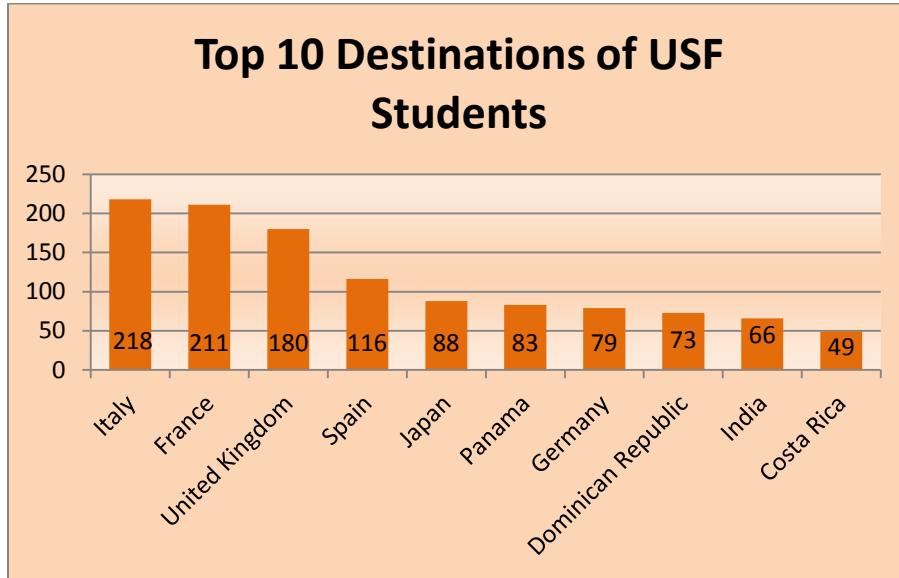


Chart 3

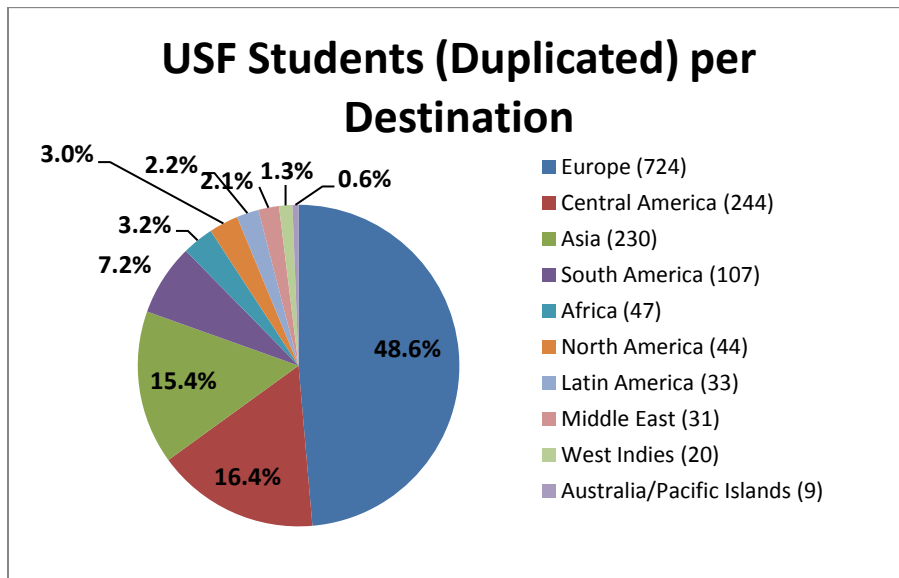


Chart 4

2013-2014 Annual Report Education Abroad Office, USF World

Supplemental Charts and Graphs

USF Tampa Study Abroad Participation by College (Unduplicated UG/G)	USF Tampa Fall 2013		
	Head	Percentage	
Acad. Support & Achievement	4	300	1.33%
Arts and Sciences	534	15917	3.35%
Behavioral and Community Sci	49	2575	1.90%
Business	189	5516	3.43%
College of Pharmacy	8	225	3.56%
Education	47	2960	1.59%
Engineering	56	4602	1.22%
Graduate Studies	13	65	20.00%
Medicine	103	1729	5.96%
Nursing	56	2261	2.48%
Public Health	95	1624	5.85%
The Arts	123	1216	10.12%
Undergraduate Studies	1	476	0.21%
Total	1278	39466	3.24%

Table 7

USFSP Study Abroad Participation by College (Unduplicated UG/G)	USFSP Fall 2013		
	Head	Percentage	
Arts and Sciences USFSP	45	1903	2.36%
Business USFSP	52	1214	4.28%
Undergraduate Studies USFSP	8	979	0.82%
Total	105	4096	2.56%

Table 8

USFSM Study Abroad Participation by College (Unduplicated UG/G)	USFSM Fall 2013		
	Head	Percentage	
Arts and Sciences USFSM	6	651	0.92%
Business USFSM	2	525	0.38%
Education USFSM	1	212	0.47%
Hotel & Techn Leadership USFSM	1	345	0.29%
UG Student Advising USFSM	1	66	1.52%
Total	11	1799	0.61%

Table 9

2013-2014 Annual Report
Education Abroad Office, USF World

USF Faculty-Led Programs	Faculty Leaders	Department/College	Total Students	USF Students
Afro-Brazilian Culture and Portuguese Language	Elizabeth Hordge-Freeman	Sociology	9	8
Architecture in Japan	Stanley Russell	Architecture	12	12
Argentina Human Rights	Rachel May	Humanities and Cultural Studies	12	11
Bolivia Honors	Paul Dosal	Honors College	14	14
Cambridge Schools Experience	Danielle Dennis, Jeni Davis	Education	18	18
Canada Arch	Shannon Bassett	Architecture	15	15
China Learning in the Culture Tier I	Eric Shepherd	World Languages	22	21
China Learning in the Culture Tier II	Eric Shepherd	World Languages	2	2
Costa Rica Field Ecology	Thomas Crisman	Biology	12	10
Directed Research in Germany	Victor Hernandez-Gantes	Education	8	7
Environmental Engineering in Barbados	Maya Trotz	Civil and Environmental Engineering	4	4
Germany Beyond the Classroom	Georg Kleine	Honors College	25	25
Global Social Policy in the U.S. and Ireland	Mark Engelhardt	Mental Health Law and Policy	10	8
Globalization and Community Health Field School	David Himmelgreen, Nancy Romero Daza	Anthropology	3	2
Honors Argentina Beyond the Classroom	Adriana Novoa	Honors College	20	20
Honors India Beyond the classroom	Ann DeBaldo	Honors College	22	22
Imagining Argentina	Pablo Brescia	World Languages	10	9
India ISM	Balaji Padmanabhan	ISM, College of Business	13	13

2013-2014 Annual Report

Education Abroad Office, USF World

Japan Beyond the Classroom	Mako Nozu	World Languages	20	19
Japanese Contemporary Architecture	Michael Halfants	Architecture	15	15
Observational Astronomy in Chile	Douglas Gobeille, Sarath Witanachchi	Physics	14	12
Summer Seminar in Estonia	Walter Andrusyszyn	Business	12	10
USF Accounting Program: France and Spain	Celina Jozsi	Accounting, College of Business	26	24
USF Art and Art History in Paris	Wendy Babcox, Anne Jeffrey, Lou Marcus	Art and Art History	40	32
USF Costa Rica Program	Maria Diaz-Vega, Thomas Juster	World Languages, Geosciences	20	20
USF Dance in Paris	Michael Foley	Dance	22	13
USF French Language and Culture	Martine Landis	World Languages	13	12
USF in Amsterdam/Hague	Sue Altenbernd, Mary Payrow-Olia	Government and International Affairs	14	14
USF in Florence A & B	Steven Cooke, Kevin Hawley, Joni Jones, Janna Merrick, Richard Weinberg	University-wide	180	163
USF in Florence Spring Break	Larry Thompson	Mental Health Law & Policy	12	12
USF in Germany	Margit Grieb, Stephan Schindler	World Languages	18	17
USF in Ireland	Richard Wilber	Mass Communication	27	25
USF in Spain	Carlos Cano, Alejandro De La Pava	World Languages	52	50
USF Jazz Ensemble Performance Tour	Tom Brantley, Jack Wilkins	Music	11	11

2013-2014 Annual Report

Education Abroad Office, USF World

USF London and Paris	Janna Merrick	Political Science	28	27
USF Science in Florence	Kenneth Caswell, David Merkler	Chemistry	17	17
USF Service Learning in Ghana	Elizabeth Doone	Special Education	11	9
USF Theatre History: England and France	Patrick Finelli, Janna Merrick, Richard Weinberg	Theatre	11	11

Table 10

[Return to Top](#)