

2012-2013 Annual Report

Education Abroad Office, USF World

The Education Abroad Office administers and supports all USF students engaging in an international education experience outside of the United States. While the majority of USF's students participate in a faculty-led program, the Education Abroad also facilitates and administers independent research abroad, participation in semester exchanges, as well as experiences organized by other universities or study abroad providers. All students (undergraduate and graduate), are required to go through the Education Abroad Office.

Significant Increase in Students Studying Abroad

Based on our final data (as of August 30, 2013), the **number of USF-System undergraduate and graduate students studying abroad is 1156** (unduplicated¹ head count, with USF non-degree students included). The number of undergraduate students studying abroad has increased by 3.91% from the 2011/2012 academic year to the 2012/2013 academic year (Fall 2012 through Summer 2013) going from 843 to 876 USF undergraduate students (duplicated with non-degree students included). **Despite 5-years of economic turmoil, the USF System has increased the number of undergraduate students studying abroad by 51.68%** (AY 2007/2008 to 2012/2013). The Office saw a significant increase in graduate students abroad from the 2011/2012 academic year to the 2012/2013 academic year, from 215 to 298, a 38.6% increase. Overall, this allows our **undergraduate/graduate/USF non-degree system percent increase to be 11.05%** (1041 to 1156).

In line with the USF World Metrics 2013-2018, USF Tampa sent 2.64% of its undergraduate students abroad in academic year 2012-2013, exceeding the 2.6% goal. Even better, USF Tampa sent 3.16% of its graduate students abroad, exceeding the 2012-2013 goal by 0.66%. We have also exceeded our goal to be in line with our Open Doors reporting goal of 982, reaching 989. Please see charts [below](#)

In addition to the USF students, the Education Abroad office has served a number of non-USF students participating in a study abroad program as well as faculty researching abroad for a total of 1547 individuals, with approximately 35 individuals completing more than one experience abroad. Please see charts [below](#).

While Juniors and Seniors comprise the majority of students studying abroad, there has been a significant increase in the number of Freshman and Sophomore students participating in a foreign program. This is a positive trend. Particularly for longer-term study abroad, the sophomore year is the ideal time for students to spend a semester or academic year abroad; the earlier the study abroad

¹ Unduplicated count signifies that each individual is counted only once regardless the number of programs he or she attended. With the duplicated count, each student is counted based on the number of different programs a student participates in. There may be 15-30 undergraduate and graduate students who participate in more than one international education experience in a given year.

2012-2013 Annual Report

Education Abroad Office, USF World

program in a student's academic career, the easier it is to fulfill degree requirements, which is vital under ever-tightening Federal and State regulations.

In addition, it is interesting to note that upon completing an analysis of USF Tampa degree-seeking students with regard to their ethnicity, the ethnic distribution of students who study abroad strongly mirrors the ethnic distribution of the USF Tampa campus as a whole. This indicates that we are successfully providing a broad range of program academic foci and locations that appeal to many different student groups. Please see charts [below](#).

Europe continues to be the most popular destination for our students, with 49.7% of our students heading there. **The top 5 destinations are Italy, France, UK, Dominican Republic, and Panama.** For more information on locations, please see charts [below](#).

The College sending the greatest percentage of its students abroad is the **College of the Arts with 6.99%** of its student population studying abroad. **College of Medicine with 6.19% and Public Health with 5.46%** follow in order (please see charts **Error! Reference source not found.**). The College sending the greatest overall number of USF students is the College of Arts & Sciences with 435. It should be noted **that USFSP has significantly increased their study abroad population: USF SP has gone from 62 students to 78.**

A number of factors have contributed to the significant increase in participation:

- 1) **Increased outreach programming** through the Education Abroad Office: Since August 2012, the Education Abroad office has participated in or organized approximately 250 events to promote study abroad throughout the USF system. In addition to student outreach, the office has organized numerous sessions for academic advisors and faculty and departments on the Tampa, St. Pete and Sarasota campuses.
- 2) Faculty and departments throughout the University have offered an exciting array of new and repeat study abroad opportunities. For a list of **USF-Faculty-led programs**, please see chart [below](#).
- 3) The endowed fund established by President Genshaft and her husband Steve Greenbaum (**Genshaft/Greenbaum Passport Scholarship**), USF World scholarship support, as well as funds pledged by the newly established **USF Federal Credit Union Passport Endowed Fund** allow the Education Abroad office to provide scholarships to more USF students studying abroad.
- 4) SEAS Campaign: the Education Abroad Office created a new campaign: Spotlight on Education Abroad in the Sophomore year ("SEAS") to encourage students to study abroad earlier in their academic career – as mentioned earlier, this has resulted in an increase in the number of students participating in study abroad as rising Freshman and Sophomores.

School of Record Relationship

2012-2013 Annual Report

Education Abroad Office, USF World

The USF/Florence University of the Arts (Palazzi) School of Record relationship continues to grow and expand. Our first year of serving as School of Record was very successful due in large part to the tremendous support from the College of the Arts, College of Arts and Sciences, School of Hospitality (USFSM), College of Business, the office of the Registrar among other units within the University. Last year, USF also sent more than 135 students for 6-week to semester-length periods of study.

Please visit Palazzi's homepage for more information about their programs and outstanding services:
<http://www.palazziflorence.com/>

2012-2013 Annual Report
Education Abroad Office, USF World

USF World Metrics 2013-18												
USF Goal	World Goal	World Metric	Data Source	2009-2010	2010-2011	2011-2012	2012-2013	2013-2014	2014-2015	2015-2016	2016-2017	2017-2018
1.07	1, 2, 3	Total students enrolled in a study abroad program (USF System, credit bearing programs, degree-seeking, unduplicated, US citizen or permanent resident)	IIE-Open Doors	707	807	922	989 Goal: 982	1046	1114	1186	1,263	1,345
1.08	1, 2, 3	UG students engaged in an overseas academic experience (Numerator: USF Tampa degree-seeking students in credit and non-credit bearing programs, unduplicated / Denominator: USF Tampa degree-seeking undergraduate student fall unduplicated head)	USF World	1.80%	2.00%	2.46%	2.64% Goal: 2.6%	2.85%	3.10%	3.40%	3.70%	4.00%
1.09	1, 2, 3	Grad students engaged in an overseas academic experience (Numerator: USF Tampa degree-seeking students in credit and non-credit bearing programs, unduplicated / Denominator: USF Tampa degree-seeking graduate student fall unduplicated head)	USF World	2.30%	1.90%	2.42%	3.16% Goal: 2.5%	2.65%	2.85%	3.05%	3.25%	3.50%
1.23	1, 2, 3	Study Abroad Scholarships administered Ed. Abroad	USF World (\$)	34,550	43,200	77,250	82,250 Goal: 84,000	91,000	99,000	107,000	116,000	126,000

2012-2013 Annual Report

Education Abroad Office, USF World

Supplemental Charts and Graphs

Estimated Open Doors*	989
USF Students Engaged in Academic International Experience	1156
USF Students Engaged in Int'l Experience (Includes Puerto Rico and Marching Band)	1265
UG (does not include Puerto Rico or Non-Academic program numbers)	857
% Increase in USF System Number of Students Served (President Genshaft Metrics):	3.91%
2012-2013 USF System Number of UG Students Served (per each abroad experience):	876
2011-2012 USF System Number of UG Students Served (per each abroad experience):	843
2010-2011 USF System Number of UG Students Served (per each abroad experience):	651
2009-2010 USF System Number of UG Students Served (per each abroad experience):	612
2008-2009 USF System Number of UG Students Served (per each abroad experience):	486
2007-2008 USF System Number of UG Students Served (per each abroad experience):	570
USF Students on Puerto Rico Programs	17
USF Students on Marching Band Program	92
GR	298
USF ND	1

Total Students and Faculty Served	1547
Duplicated (count per overseas experience)	1582
USF Students Engaged in International Experience (Includes Puerto Rico)	1265
Faculty/Staff	43
Non-USF Students Served	239
Non-USF Students on USF Program	100
Incoming Exchange Students	59
USF and UF Florence Agreement (Transcripting)	80

**Please note that Open Doors only counts USF degree-seeking students (US citizens or permanent residents) engaged in a study abroad program for academic credit or a required component of a degree program. In addition, this number is reported in March of the following academic year, therefore any numbers given prior to the official submission are considered estimates.*

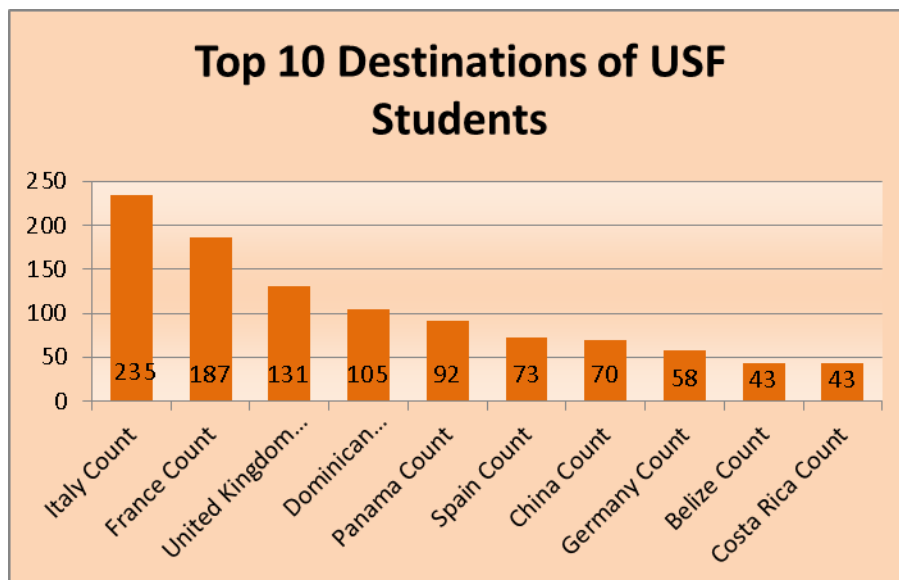
above

2012-2013 Annual Report Education Abroad Office, USF World

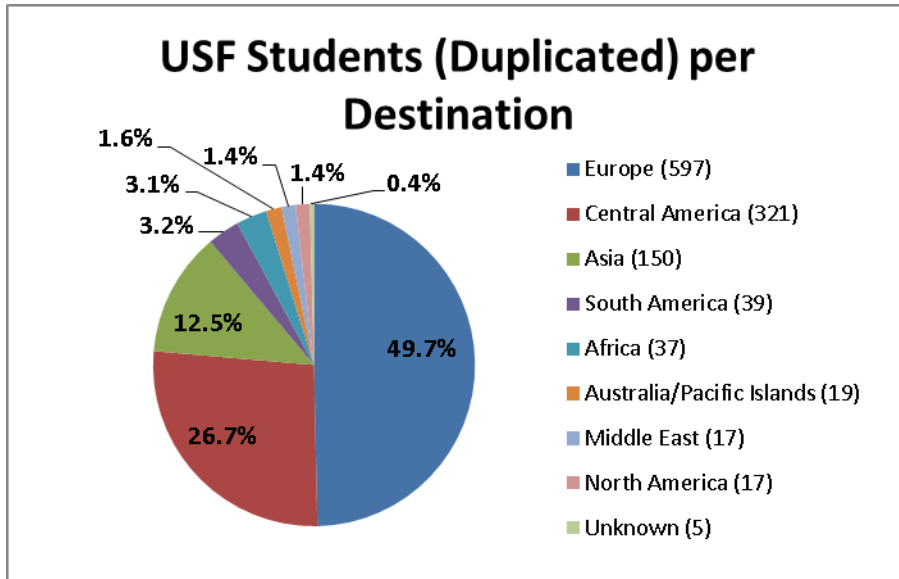
Percentage of USF Students Studying Abroad	USF Study Abroad Participants	USF Fall 2012 Head	Percentage of student population	Percentage Change from 2011-2012 Data
Tampa	1065	40211	2.65%	10.82%
Undergraduate	781	29604	2.64%	
Graduate	283	8957	3.16%	
Non-Degree	1	1650		
St. Petersburg	78	4471	1.74%	25.81%
Undergraduate	64	4014	1.59%	
Graduate	14	457	3.06%	
Sarasota-Manatee	13	1852	0.70%	-27.78%
Undergraduate	12	1712	0.70%	
Graduate	1	140	0.71%	
System Undergraduate and Graduate	1156	46534	2.48%	11.05%
Undergraduate	857	35330	2.43%	
Graduate	298	9554	3.12%	

above

Supplemental Charts and Graphs

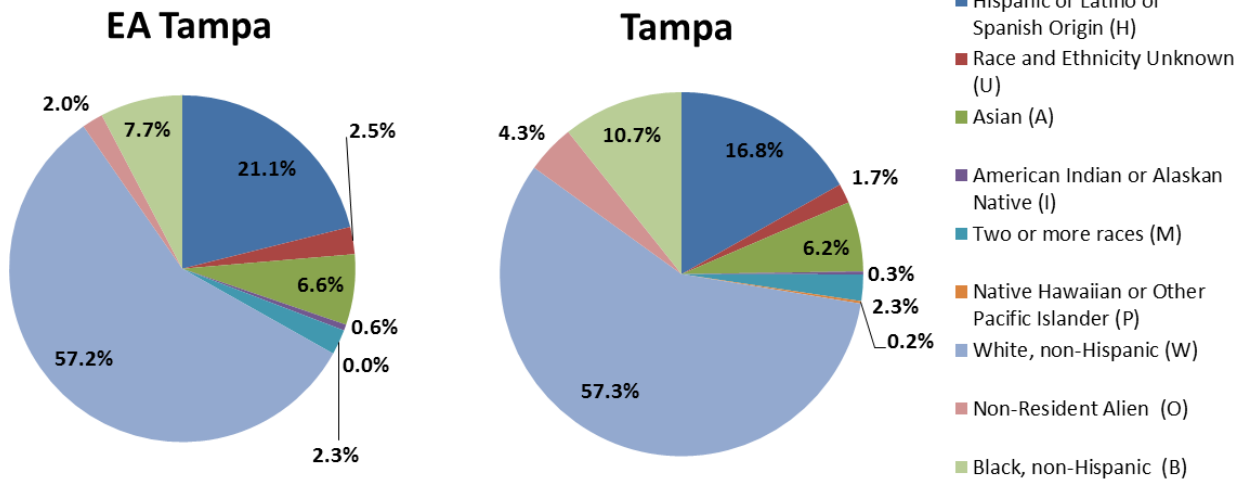


2012-2013 Annual Report
Education Abroad Office, USF World



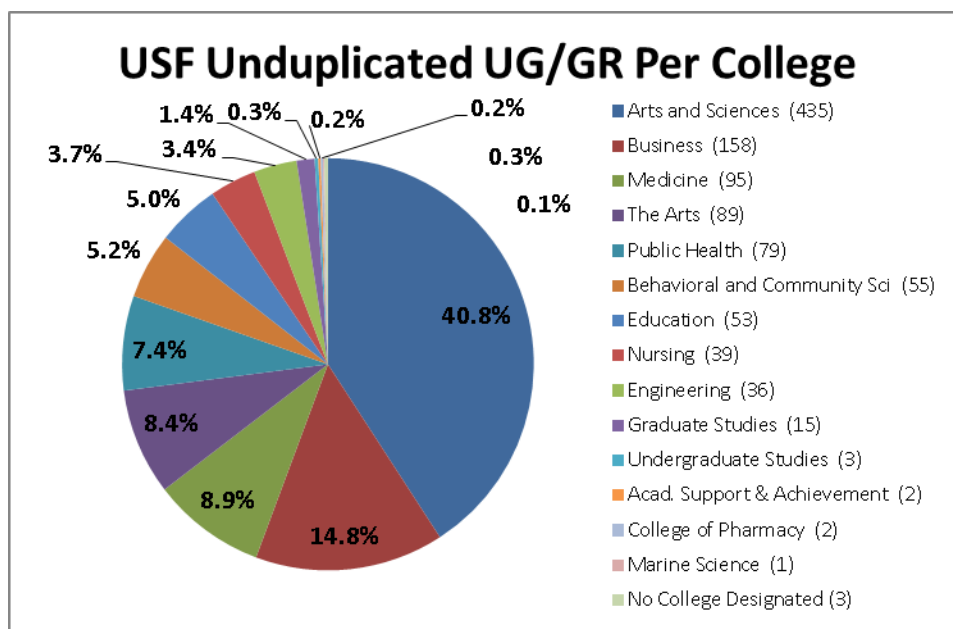
above

Supplemental Charts and Graphs



2012-2013 Annual Report Education Abroad Office, USF World

USF Tampa Study Abroad Participation by College (Unduplicated UG/G)		USF Tampa Fall 2012 Head	Percentage
Arts and Sciences	435	15887	2.74%
Business	158	5436	2.91%
Medicine	95	1535	6.19%
The Arts	89	1274	6.99%
Public Health	79	1446	5.46%
Behavioral and Community Sci	55	2627	2.09%
Education	53	3058	1.73%
Nursing	39	2008	1.94%
Engineering	36	4172	0.86%
Graduate Studies	15	50	30.00%
Undergraduate Studies	3	432	0.69%
Acad. Support & Achievement	2	414	0.48%
College of Pharmacy	2	119	1.68%
Marine Science	1	102	0.98%
Technology and Innovation	0	1	0.00%
No College Designated	3	1650	0.18%
Total	1065	40211	2.65%



2012-2013 Annual Report
Education Abroad Office, USF World

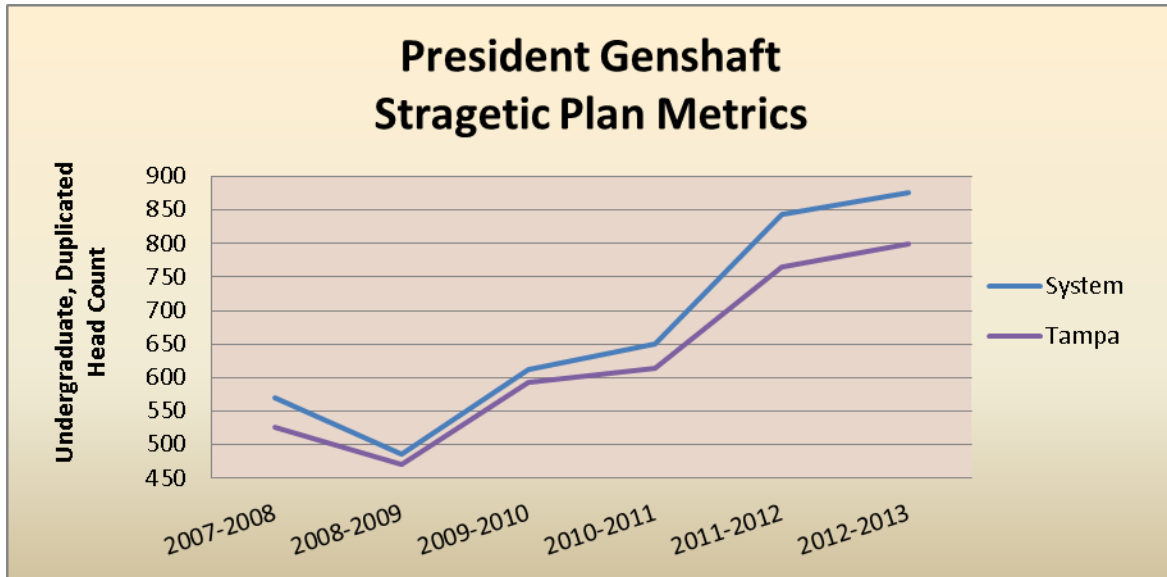
above

Supplemental Charts and Graphs

USFSP Study Abroad Participation by College (Unduplicated UG/G)	USFSP		Percentage
	Head	Fall 2012	
Arts and Sciences USFSP	44	2012	2.19%
Business USFSP	24	1218	1.97%
Undergraduate Studies USFSP	10	841	1.19%
Education USFSP	0	400	0.00%
Total	78	4471	1.74%

USFSM Study Abroad Participation by College (Unduplicated UG/G)	USFSM		Percentage
	Head	Fall 2012	
Arts and Sciences USFSM	7	741	0.94%
Business USFSM	3	482	0.62%
Hotel and Technology Leadership USFSM	3	305	0.98%
Education USFSM	0	231	0.00%
UG Student Advising USFSM	0	93	0.00%
Total	13	1852	0.70%

2012-2013 Annual Report
Education Abroad Office, USF World



above

2012-2013 Annual Report

Education Abroad Office, USF World

Supplemental Charts and Graphs

USF Faculty-Led Programs	Faculty Leaders	Department/College	Total Students	USF Students
USF in Florence	Janna Merrick, Joni Jones, Richard Weinberg, Robert Pecoraro, Ellis Gesten, Jack Wilkins	University-wide	161	138
Marching Band Trip to London	Kiki Caruson, Matthew McCutchen	Music, CoA	111	92
USF in Spain	Carlos Cano, Alejandro de la Pava	World Languages, CAS	46	40
USF Art and Art History in Paris	Lou Marcus, Anne Jeffrey, Mary Ann Becker, Wendy Babcox	Art & Art History, CoA	40	33
Honors London Global Health	Amanda Cutchens, Linda Whiteford	Honors College	24	24
USF London and Paris	Janna Merrick	Political Science, CAS	24	23
Cambridge Schools Experience	Audra Parker, Jolyn Blank	Early Childhood Education, CoE	22	22
Germany Beyond the Classroom	Reginald Lucien, Georg Kleine	Honors College	22	22
USF in Florence Spring Break	Larry Thompson	Florida Mental Health, CBCS	21	21
USF in Germany	Margit Grieb	World Languages, CAS	22	22
Dominican Republic: Honors Service Break	Danielle Locke, Christina Brown	Honors College	20	20
USF Dance in Paris	Michael Foley, Colleen Thomas (Barnard)	Dance, CoA	20	8
China Learning in the Culture - Tier I	Eric Shepherd, Wu Qiong, Zhong Dan, Annie Tai	World Languages, CAS	19	19
Costa Rica Language Program	Nancy DiBella	World Languages, CAS	18	18

2012-2013 Annual Report

Education Abroad Office, USF World

USF The Arts and Architecture of Italy Summer 2013	Steve Cooke	Architecture, CoA	18	18
Cambridge Summer School	Ben Wiley	University wide	18	13
Accounting in Latin America	Celina Jozsi	Accounting, CoB	16	16
Costa Rica: Beyond the Classroom	Cayla Lanier, Mike Miller	Honors College	16	16
Architecture in Thailand	Jan Wampler	Architecture, CoA	15	15
India ISM	Kaushal Chari	ISM, CoB	15	15
Puerto Rico: Alternative Spring Break	Arnaldo Mejias, Amy Sturrock	Honors College	15	15
Global Health Challenges: Malaysia	Azyliyati Azizan, Boo Kwa	Special Education, CoE & Global Health, School of Public Health	14	14
USF Service Learning in Ghana	Elizabeth Doone, Daphne Thomas	Special Education, CoE	14	12
China Learning in the Culture - Tier II	Eric Shepherd, Wu Qiong, Zhong Dan, Annie Tai	World Languages, CAS	13	13
USF in Russia	Olga Oleynik	World Languages, CAS	13	13
USFSP Guatemala - MBA Sustainable Development Tour	Karin Braunsberger	Marketing, CoB USFSP	13	13
USFSP: Belize Rainforests to Reefs	Barrali Dixon, Henry Alegria	Environmental Science, Geography and Policy, CAS USFSP	13	13
Kosove Society: Community Engagement	Kiki Caruson	Government and Int'l Affairs, CAS	12	11
Program in National and Competitive Intelligence: Summer Seminar in Israel	Walter Andrusyszyn	Management, CoB	12	11
USF in Amsterdam/Hague	Mary Payrow-Olia, Sue Altenbernd	Government and International Affairs, CAS	12	12
USF Jazz Ensemble Performance Tour- Italian Jazz Festivals	Jack Wilkins	Music, CoA	12	12

2012-2013 Annual Report

Education Abroad Office, USF World

USFSP Business in Europe	Scott Geiger, Dan Marlin	Management, CoB USFSP	12	11
China: History and Culture	Philip Bishop	Honors College	11	11
USF in Ireland	Richard Wilber	Mass Communication, CAS	11	11
Imagining Argentina	Pablo Brescia, Mariam Manzur	World Languages, CAS	11	9
Afro-Brazilian Culture and Portuguese Language	Elizabeth Hordge-Freeman	ISLAC, CAS	11	6
Environmental Science and Physical Geography in the United Kingdom	Jennifer Collins	Geography, CAS	10	9
CLCE BSB International Breaks: Belize	Mallory Trochesset, Todd Wells	Center for Leadership and Civic Engagement	9	9
International Cruise Ship Management	Cihan Cobanoglu	College of Hospitality and Technology Leadership, USFSM	9	9
USFSP in Salamanca, Spain	Ana Herrero	Spanish, World Languages, CAS USFSP	9	9
REU Site, Globalization and Community Health Field School: Combining Social Science and Engineering	Nancy Romero-Daza	Anthropology, CAS	9	1
Belize Higher Education: A View of Higher Education in a Developing Country	Don Dellow	Higher Education Leadership, CoE	8	8
Coral Reef Ecology Field Course	Chantale Begin, Brendon Baumeister	Integrative Biology, CAS	8	8
The Panama Canal: History, Environment, Culture, and Health	Karla Davis Salazar	Global Citizenship General Education Program	8	8
USF in Vietnam: Society, Energy & Humanity	Frank Biafora, Sarath Witanachi	CAS USFSP & Physics, CAS	8	7
USFSP in Moldova	Judith Anne McLaughlin	Government and International Affairs, CAS USFSP	8	8
USFSP in Taiwan and Hong Kong	Shun-Yung Wang	Criminology, CAS USFSP	8	8
USFSP in France: Tours and Paris	Sophie Champigny-Hotel	French, World Languages USFSP	7	7

2012-2013 Annual Report
Education Abroad Office, USF World

Globalization and Community Health Field School in Costa Rica	David Himmelgreen	Anthropology, CAS	3	1
--	-------------------	-------------------	----------	----------

above