

## 2014-2015 Annual Report

### Education Abroad Office, USF World

The Education Abroad Office administers and supports all USF students engaging in an international education experience outside of the United States. While the majority of USF's students participate in a faculty-led program, the Education Abroad Office (EAO) also facilitates and administers independent research abroad, internships, service learning, and participation in semester exchanges in addition to experiences abroad organized by other universities or study abroad providers. All students (undergraduate and graduate), are required to go through the EAO.

#### Students Studying Abroad

The **number of USF-System undergraduate and graduate students studying abroad during 2014-2015 was 1439** (unduplicated<sup>1</sup> head count, with USF non-degree students included). The number of undergraduate students studying abroad has increased by 1.05% from the 2013/2014 academic year to the 2014/2015 academic year (Fall 2014 through Summer 2015) going from 1051 to 1062 USF undergraduate students (duplicated with non-degree students included). The EAO saw an increase in graduate students abroad from the 2013/2014 academic year to the 2014/2015 academic year, from 369 to 377, a 2.16% increase. Overall, this allows our **USF Students Engaged in an International Experience (Includes Puerto Rico & Virgin Islands) system percent increase to be 2.41%** (1405 to 1439) from 13/14. As Table 1 illustrates, the growth in the Education Abroad is characterized by significant growth every other year with slight growth in intervening years. Since the 2007/2008 year the number of undergraduates participating in study abroad has increased by 86% (570 to 1062). Please see [Table 6](#).

In line with the USF World Metrics 2013-2018 ([Table 1](#)), USF Tampa sent 3.22% of its undergraduate students abroad in academic year 2014-2015, exceeding the 3.1% goal. Even better, USF Tampa sent 3.61% of its graduate students abroad, exceeding the 2014-2015 goal by 0.76%. The 2014/2015 system number for USF Open Doors reporting is 1154<sup>2</sup>, exceeding the goal of 1114.

In addition to the USF students, the Education Abroad office (EAO) has served a number of non-USF students participating in a study abroad program as well as faculty researching abroad for a total of 3026 individuals. Please see [Table 5](#).

It is interesting to note that upon completing an analysis of USF Tampa degree-seeking students with regard to their ethnicity, the ethnic distribution of students who study abroad strongly mirrors the ethnic distribution of the USF Tampa campus as a whole. This indicates that we are successfully providing a broad range of program academic foci and locations that appeal to many different student

---

<sup>1</sup> Unduplicated count signifies that each individual is counted only once regardless the number of programs he or she attended. With the duplicated count, each student is counted based on the number of different programs a student participates in. There may be 15-80 undergraduate and graduate students who participate in more than one international education experience in a given year.

<sup>2</sup> OpenDoors numbers include only unduplicated degree-seeking students who participate in credit-bearing experiences. The report excludes non-US citizens for the purposes of capturing outbound mobility as they are counted though international students data (inbound mobility).

## **2014-2015 Annual Report**

### **Education Abroad Office, USF World**

groups. While this is a continuing trend at USF, it is one that breaks from national trends in a positive way. Please see [Table 3](#) and [Chart 2](#).

#### **Education Abroad Administered Scholarships**

This year over 650 students applied for a scholarship to defray some of the costs of their study abroad programs. There are always many more applicants than recipients, but the 86 students received scholarships through the generosity of our donors:

- Genshaft/Greenbaum Passport Scholarship Endowed Fund
- Ellsworth G. Simmons Scholarship for International Leadership
- Joan Newcomb Study Abroad Scholarship
- Leung Global Experience Scholarship
- Mark and Kay Orr International Affairs Study Abroad Scholarship
- Mark and Kay Orr Japanese Study Scholarship
- President's Latin Community Advisory Committee Passport Scholarship
- Touchton Global Passport Scholarship
- USF Education Abroad Scholarship Fund
- USF Federal Credit Union Passport Scholarship
- USF World (Compass Award) Scholarship (Summer only)
- Sea|mester (Fall & Spring only)
- Exeter & USF in London scholarships

#### **USF in London**

**Under Dr. Peter Stiling's leadership USF developed its new USF in London program, a 4-week program in residence in central London. For the inaugural 2015 program, Dr. Stiling and six other USF faculty members from a variety of disciplines (art, business, English, political science, psychology, and the honors college) led 97 USF students.**

# 2014-2015 Annual Report

## Education Abroad Office, USF World

Table 1  
Strategic Plan Performance

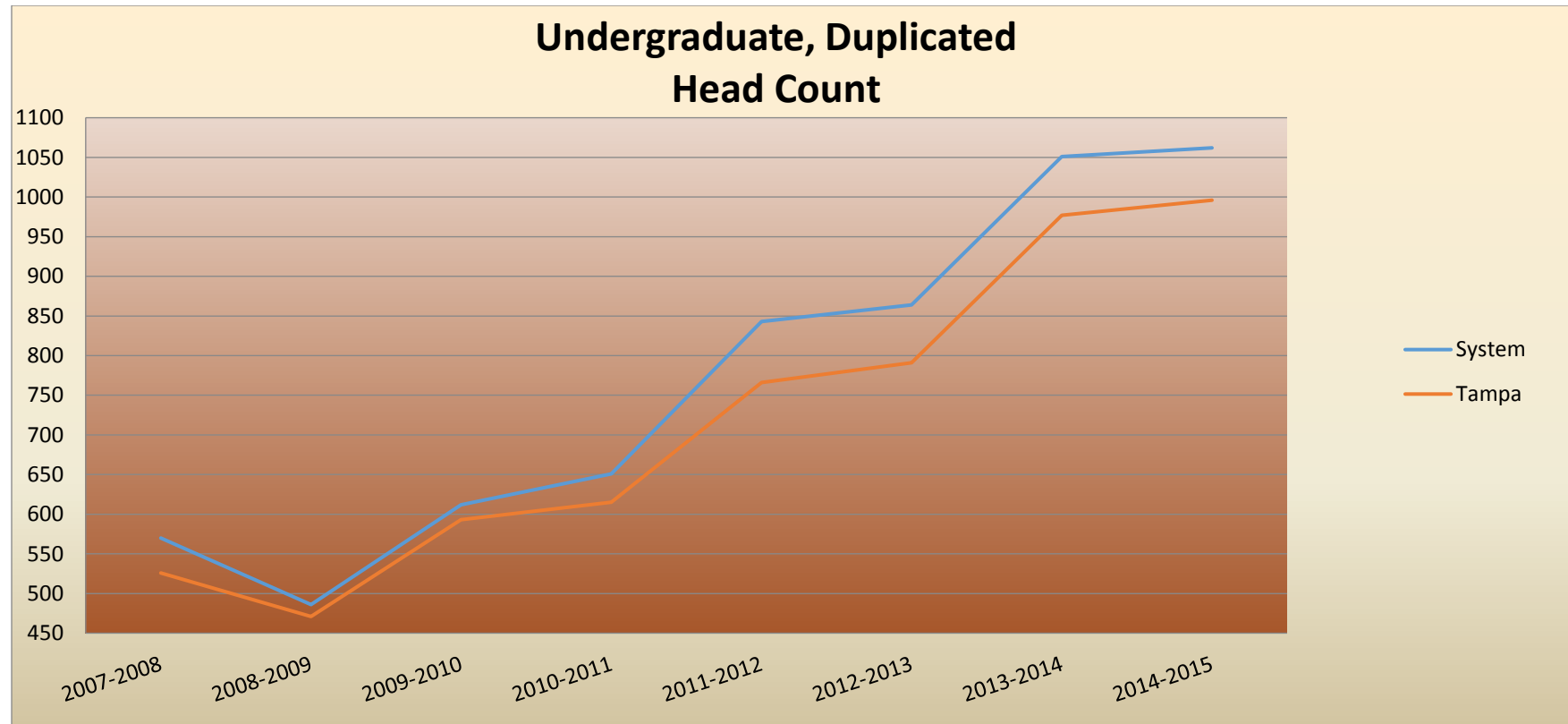


Chart 1

## 2014-2015 Annual Report

### Education Abroad Office, USF World

Table 2

USF Tampa EA Degree Seeking Student Ethnicity Comparison to Campus (Unduplicated)	% of EA Tampa Students		Tampa % of Tampa Students		Difference between EA and Tampa %
	EA	Tampa	Tampa	% of Tampa Students	
Hispanic or Latino or Spanish Origin (H)	255	19.12%	7227	17.97%	1.15%
Race and Ethnicity Unknown (U)	33	2.47%	782	1.94%	0.53%
Asian (A)	100	7.50%	2575	6.40%	1.09%
American Indian or Alaskan Native (I)	0	0.00%	84	0.21%	-0.21%
Two or more races (M)	48	3.60%	1276	3.17%	0.43%
Native Hawaiian or Other Pacific Islander (P)	2	0.15%	104	0.26%	-0.11%
White, non-Hispanic (W)	722	54.12%	21309	52.98%	1.14%
Non-Resident Alien (O)	67	5.02%	2696	6.70%	-1.68%
Black, non-Hispanic (B)	107	8.02%	4169	10.36%	-2.34%
<b>Total</b>	<b>1334</b>		<b>40222</b>		

Table 3

USF Unduplicated Students Per Campus	UG	GR	Total	Total from Last Year	% Change from Last Year
Tampa	976	358	1334	1278	4.38%
St. Petersburg	52	21	73	105	-30.48%
Sarasota-Manatee	11	0	11	11	0.00%
<b>Total</b>	<b>1039</b>	<b>379</b>	<b>1418</b>	<b>1394</b>	<b>1.72%</b>

# 2014-2015 Annual Report

## Education Abroad Office, USF World

### Supplemental Charts and Graphs

#### Diversity Chart

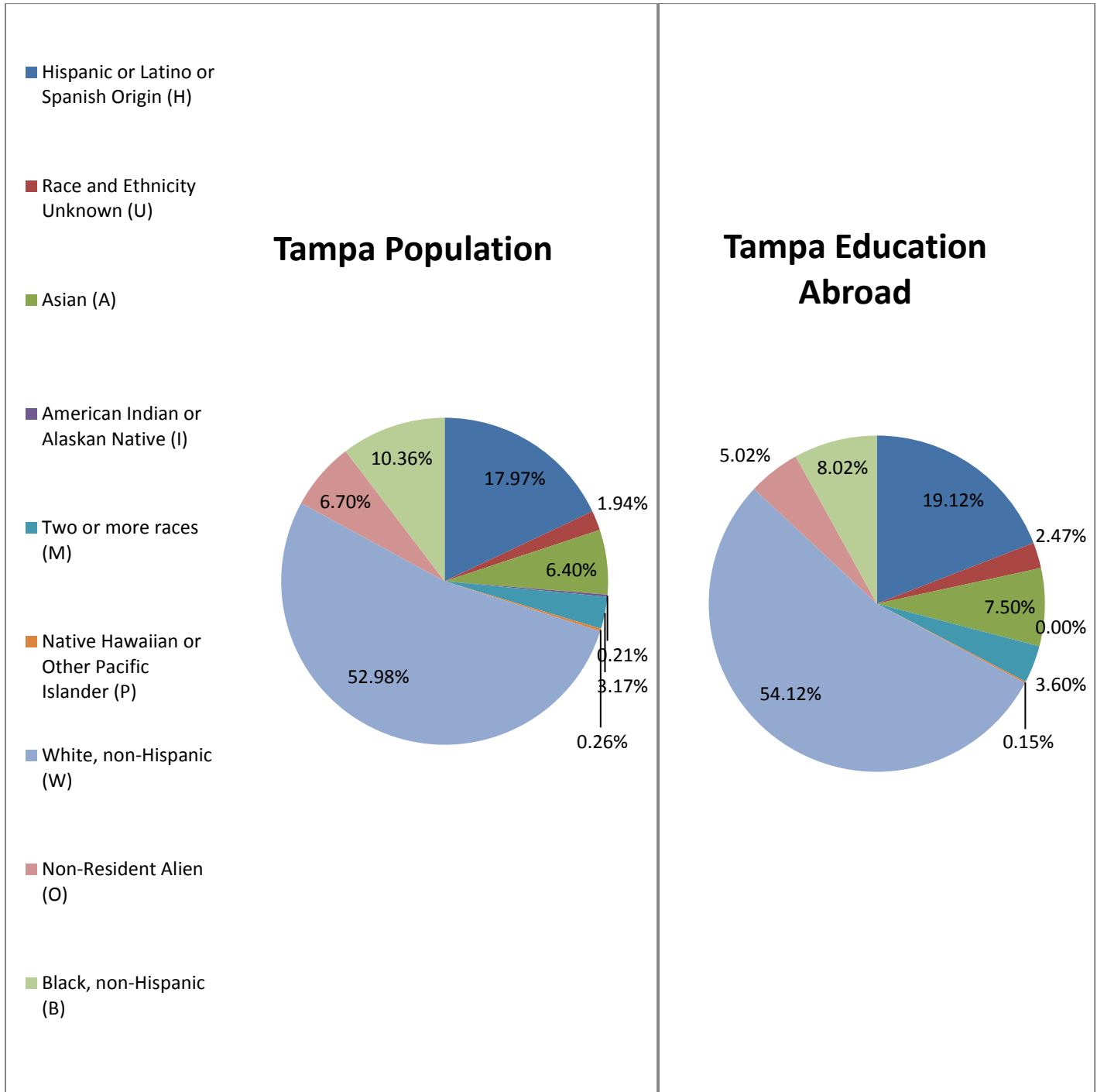


Chart 2

**2014-2015 Annual Report**  
**Education Abroad Office, USF World**

**Supplemental Charts and Graphs**

<b>USF World Metrics 2013-18</b>												
<i>USF Goal</i>	<i>World Goal</i>	<i>World Metric</i>	<i>Data Source</i>	<i>2009-2010</i>	<i>2010-2011</i>	<i>2011-2012</i>	<i>2012-2013</i>	<i>2013-2014</i>	<i>2014-2015</i>	<i>2015-2016</i>	<i>2016-2017</i>	<i>2017-2018</i>
1.07	1, 2, 3	Total students enrolled in a study abroad program (USF System, credit bearing programs, degree-seeking, unduplicated, US citizen or permanent resident)	IIE-Open Doors	707	807	922	989	1110	<b>1154</b> Goal: 1114	1186	1,263	1,345
1.08	1, 2, 3	UG students engaged in an overseas academic experience (Numerator: USF Tampa degree-seeking students in credit and non-credit bearing programs, unduplicated / Denominator: USF Tampa degree-seeking undergraduate student fall unduplicated head)	USF World	1.75%	1.90%	2.46%	2.64%	3.15%	<b>3.22%</b> Goal: 3.1%	3.40%	3.70%	4.00%
1.09	1, 2, 3	Grad students engaged in an overseas academic experience (Numerator: USF Tampa degree-seeking students in credit and non-credit bearing programs, unduplicated / Denominator: USF Tampa degree-seeking graduate student fall unduplicated head)	USF World	1.91%	1.37%	2.42%	3.16%	3.49%	<b>3.61%</b> Goal: 2.85%	3.05%	3.25%	3.50%
1.23	1, 2, 3	Study Abroad Scholarships administered Ed. Abroad	USF World (\$)	34,550	43,200	77,250	90,250	133,850	<b>117,800</b> Goal: 99000	107,000	116,000	126,000

## 2014-2015 Annual Report

### Education Abroad Office, USF World

Table 4

#### Supplemental Charts and Graphs

<b>Total Students and Faculty Served (USF System, Unduplicated)</b>	<b>3026</b>
USF Students	1418
USF Faculty/Staff	114
Incoming	60
USF and UF Florence Agreement (Transcripting)	94
Non-USF Students on USF Program	39
USF Non-Degree	21
School of Record	1280

Table 5

*\*Please note that Open Doors only counts USF degree-seeking students (US citizens or permanent residents) engaged in a study abroad program for academic credit or a required component of a degree program. In addition, this number is reported in March of the following academic year, therefore any numbers given prior to the official submission are considered estimates.*

#### Supplemental Charts and Graphs

<b>Percentage of Students Studying Abroad (Unduplicated)</b>	<b>Study Abroad Participants</b>	<b>USF Fall 2014 Head Count</b>	<b>Percentage</b>	<b>Percentage Change in Participants from 2013-2014 Data</b>
<b>Tampa</b>	<b>1353</b>	<b>42,065</b>	<b>3.22%</b>	<b>5.13%</b>
Undergraduate	976	30,317	3.22%	
Graduate	358	9,905	3.61%	
Non Degree	19	1,843	1.03%	
<b>St. Petersburg</b>	<b>75</b>	<b>4,596</b>	<b>1.63%</b>	<b>-29.91%</b>
Undergraduate	52	3,842	1.35%	
Graduate	21	530	3.96%	
Non Degree	2	224	0.89%	
<b>Sarasota-Manatee</b>	<b>11</b>	<b>1,917</b>	<b>0.57%</b>	<b>0.00%</b>
Undergraduate	11	1,697	0.65%	
Graduate	0	120	0.00%	
Non Degree	0	100	0.00%	
<b>System</b>	<b>1439</b>	<b>48,578</b>	<b>2.96%</b>	<b>2.42%</b>
Undergraduate	1039	35,856	2.90%	
Graduate	379	10,555	3.59%	
Non Degree	21	2,167	0.97%	

Table 6

#### Supplemental Charts and Graphs

**2014-2015 Annual Report**  
**Education Abroad Office, USF World**

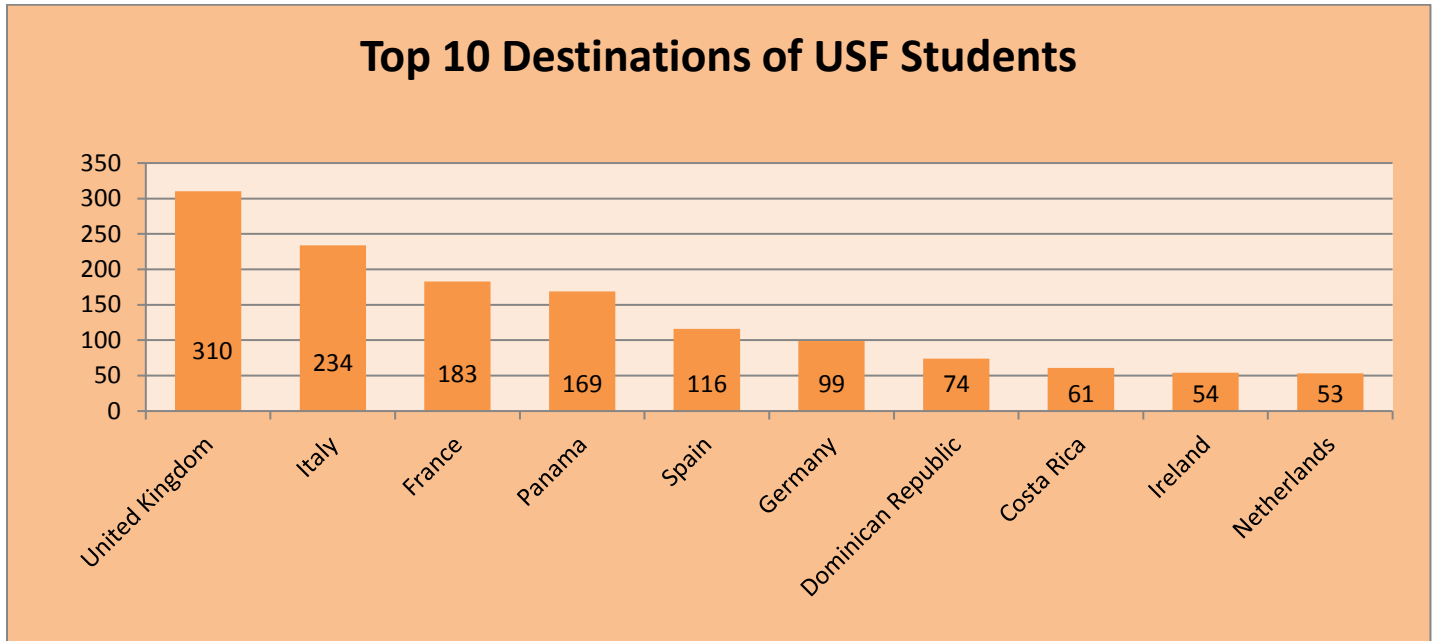


Chart 3

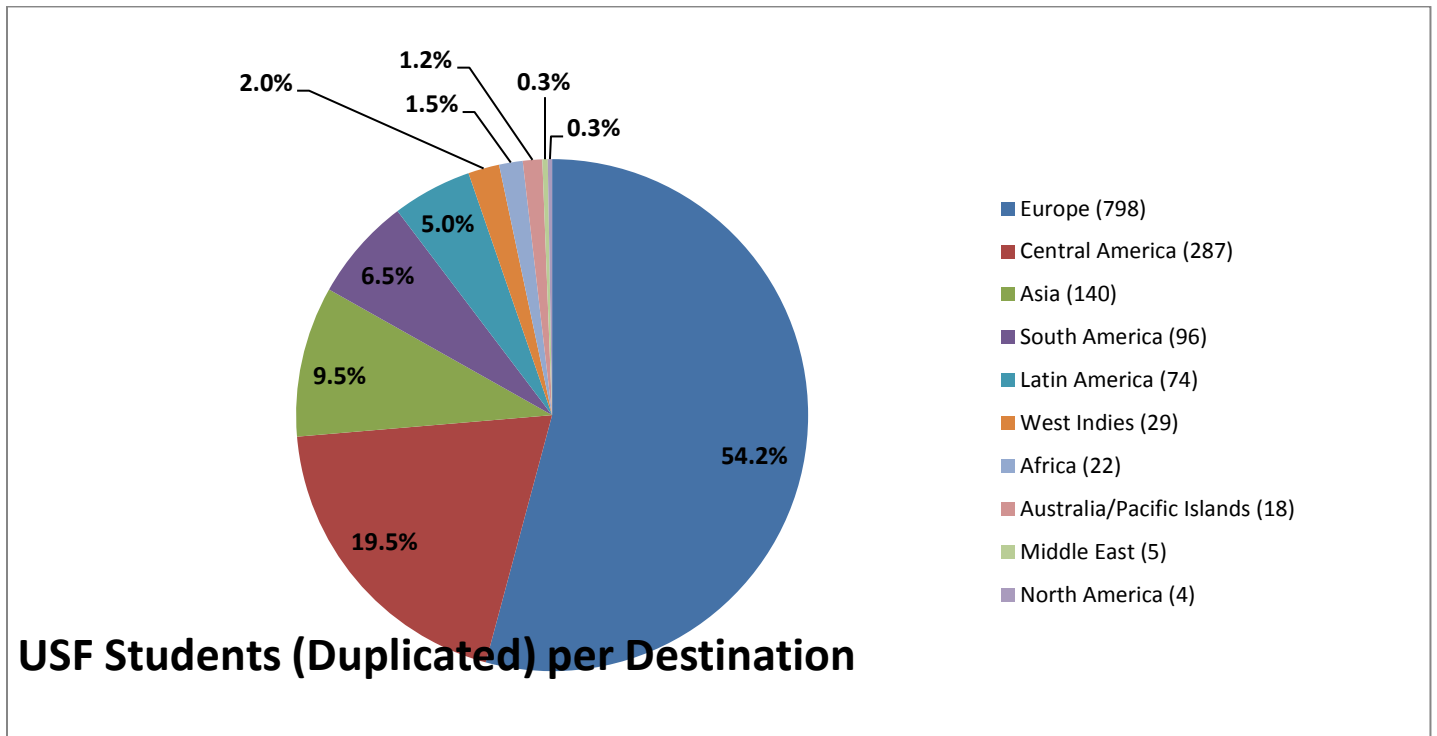


Chart 4

**Supplemental Charts and Graphs**



**2014-2015 Annual Report**  
**Education Abroad Office, USF World**

<b>USF Tampa Study Abroad Participation by College (Unduplicated UG/G)</b>		<b>USF Tampa Fall 2014 Head</b>		<b>Percentage</b>
Acad. Support & Achievement	29	398		7.29%
Arts and Sciences	555	15895		3.49%
Behavioral and Community Sci	51	2495		2.04%
Business	183	5511		3.32%
College of Pharmacy	12	322		3.73%
Education	49	2771		1.77%
Engineering	46	5116		0.90%
Global Sustainability	26	73		35.62%
Marine Science	1	95		1.05%
Medicine	118	1746		6.76%
Nursing	68	2485		2.74%
Public Health	92	1553		5.92%
The Arts	104	1190		8.74%
<b>Total</b>	<b>1334</b>	<b>39650</b>		<b>3.36%</b>

Table 7

<b>USFSP Study Abroad Participation by College (Unduplicated UG/G)</b>		<b>USFSP Fall 2014 Head</b>		<b>Percentage</b>
Arts and Sciences USFSP	33	1800		1.83%
Business USFSP	35	1214		2.88%
Education USFSP	1	395		0.25%
Undergraduate Studies USFSP	4	956		0.42%
<b>Total</b>	<b>73</b>	<b>4365</b>		<b>1.67%</b>

Table 8

<b>USFSM Study Abroad Participation by College (Unduplicated UG/G)</b>		<b>USFSM Fall 2014 Head</b>		<b>Percentage</b>
Arts and Sciences USFSM	4	649		0.62%
Business USFSM	3	510		0.59%
Hosp & Tour Leadership USFSM	4	350		1.14%
<b>Total</b>	<b>11</b>	<b>1509</b>		<b>0.73%</b>

Table 9