

# USF EDUCATION ABROAD

2018-19 ANNUAL SNAPSHOT



*IIE Andrew Heiskell Award for Innovation in International Education - Access and Equity*

*APLU Institutional Award for Global Learning, Research & Engagement*

*#39 in IIE OpenDoors Education Abroad Rankings*

## INTERESTING FACTS\*

**38%** First Generation Students



**153** International Students Studied Abroad

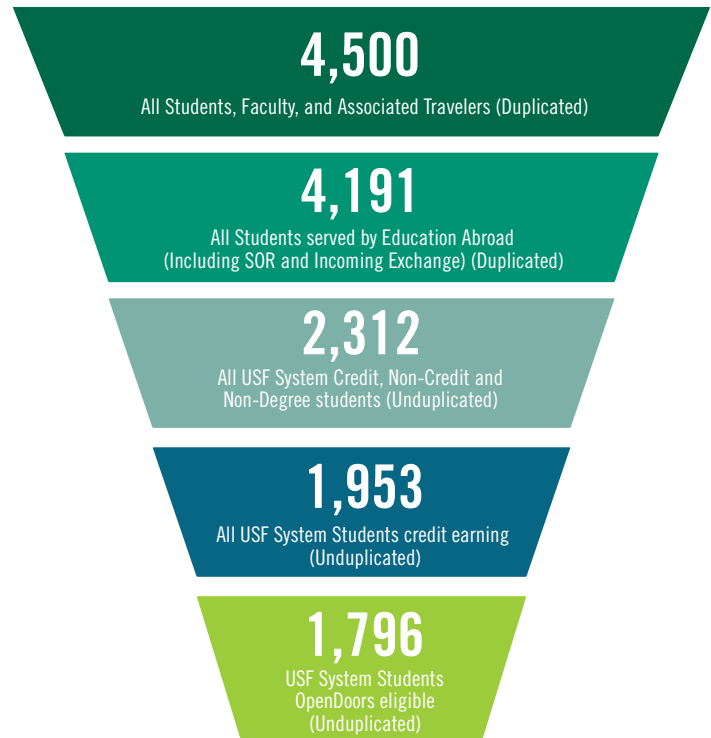
**73%** Florida Residents



**60** Incoming Exchange Students

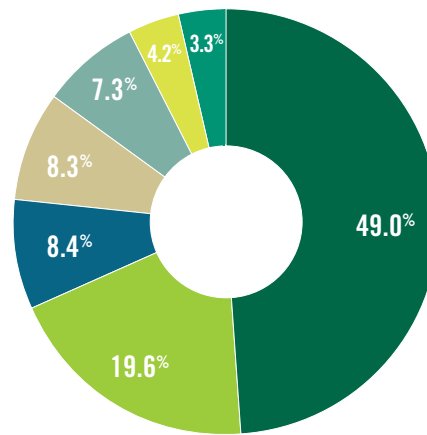
\*Credit, Unduplicated

## PARTICIPATION



## USF STUDY ABROAD DIVERSITY

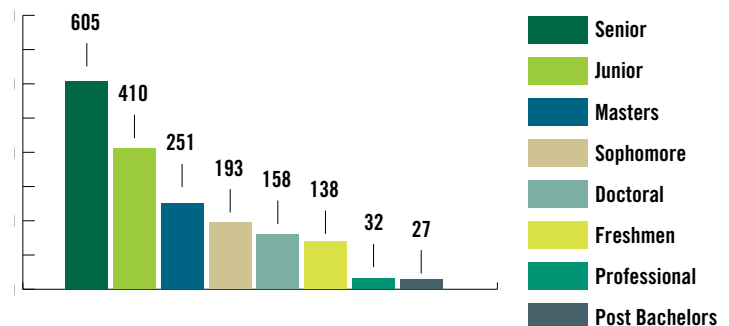
*Tampa Campus; Degree Seeking, Unduplicated, Credit Only*



- White / Caucasian
- Hispanic / Latino
- International Student
- Black / African American
- Asian
- Multi-racial
- Undeclared

\*Populations under 1% include American Indian or Alaskan Native, and Native Hawaiian or other Pacific Islander.

## USF STUDY ABROAD STUDENT LEVELS



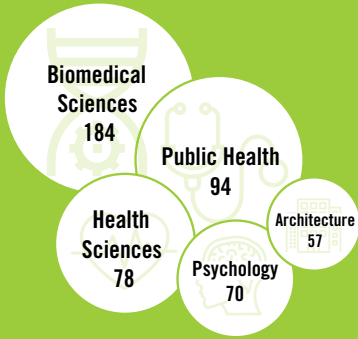
UNIVERSITY of  
**SOUTH FLORIDA**

[educationabroad.global.usf.edu](http://educationabroad.global.usf.edu)  
[usfgoingplaces.com](http://usfgoingplaces.com)

@usfedabroad

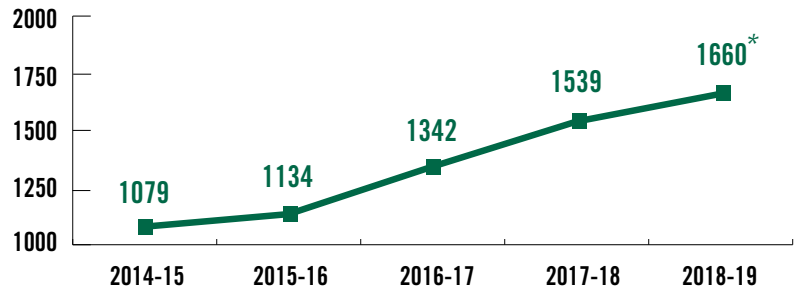
# TOP 5 MAJORS

Tampa, Primary Majors Only;  
Degree Seeking, Credit, Duplicated



# 5-YEAR GROWTH

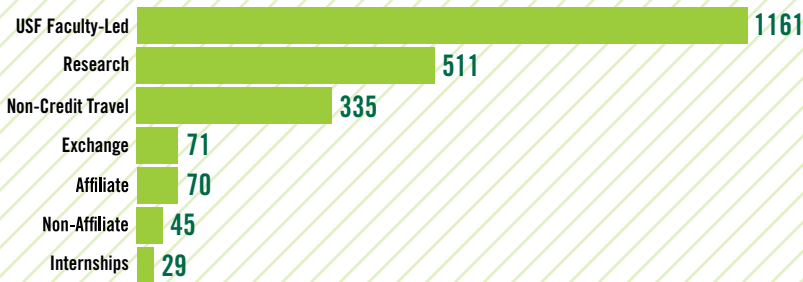
USF Tampa Students OpenDoors Eligible (Unduplicated)



\*Estimated

# PROGRAM TYPE

Degree Seeking, Duplicated



# TOP 20 DESTINATIONS

Degree Seeking, Credit, Duplicated

- |                   |                       |                    |
|-------------------|-----------------------|--------------------|
| 1. Italy          | 8. Dominican Republic | 15. Belize         |
| 2. United Kingdom | 9. Multiple Locations | 16. Czech Republic |
| 3. Canada         | 10. Spain             | 17. Ireland        |
| 4. France         | 11. Germany           | 18. South Korea    |
| 5. Panama         | 12. Netherlands       | 19. Peru           |
| 6. Japan          | 13. China             | 20. Curacao        |
| 7. Costa Rica     | 14. Ecuador           |                    |

**78 TOTAL COUNTRIES**

# STUDY ABROAD PARTICIPATION

By College; Tampa Campus; Degree Seeking, Credit, Unduplicated

	Fall 18 College Enrollment (Studied Abroad)	Study Abroad Percentage of College Population	Percentage of Total Study Abroad Participation
Arts and Sciences	16875 (779)	4.60%	42.90%
MUMA College of Business	6153 (326)	5.30%	18.00%
Engineering	6221 (120)	1.90%	6.60%
The Arts	1135 (115)	10.10%	6.30%
Behavioral & Community Sciences	2592 (105)	4.10%	5.80%
Public Health	1451 (94)	6.50%	5.20%
Education (Including JP)	2198 (74)	3.40%	4.10%
Nursing	2296 (67)	2.90%	3.70%
Academic Support & Achievement	150 (56)	44.00%	3.60%
Morsani College of Medicine	1628 (33)	2.00%	1.80%
Marine Science	88 (13)	14.80%	0.70%
Undergraduate Studies	527 (13)	2.50%	0.70%
Global Sustainability	156 (9)	5.80%	0.50%
Graduate Studies	224 (0)	0.00%	0.00%
Taneja College of Pharmacy	408 (0)	0.00%	0.00%

# INTERESTING FACTS\*

**19.2%** Judy Genshaft Honors College Students

**100+** Students Serving as Global Ambassadors

**88%** Students who Studied Abroad Graduated in 4 Years

**32%** Pell Eligible Students

\*Credit, Unduplicated